



FCE Paper 1: Reading

Candidate Name

If not already printed, write name in CAPITALS and complete the Candidate No. grid (in pencil)

Centre No.

Candidate Signature

Examination Title

Centre

Supervisor:

If the candidate is **ABSENT** or has **WITHDRAWN** shade here

Candidate No.

Examination Details

<u>0</u>	<u>0</u>	<u>0</u>	<u>0</u>
<u>1</u>	<u>1</u>	<u>1</u>	<u>1</u>
<u>2</u>	<u>2</u>	<u>2</u>	<u>2</u>
<u>3</u>	<u>3</u>	<u>3</u>	<u>3</u>
<u>4</u>	<u>4</u>	<u>4</u>	<u>4</u>
<u>5</u>	<u>5</u>	<u>5</u>	<u>5</u>
<u>6</u>	<u>6</u>	<u>6</u>	<u>6</u>
<u>7</u>	<u>7</u>	<u>7</u>	<u>7</u>
<u>8</u>	<u>8</u>	<u>8</u>	<u>8</u>
<u>9</u>	<u>9</u>	<u>9</u>	<u>9</u>


Candidate Answer Sheet

Instructions

Use a PENCIL (B or HB).

Mark ONE letter for each question.

For example, if you think B is the right answer to the question, mark your answer sheet like this:



Rub out any answer you wish to change using an eraser.

1	<u>A</u>	<u>B</u>	<u>C</u>	<u>D</u>	<u>E</u>	<u>F</u>	<u>G</u>	<u>H</u>
2	<u>A</u>	<u>B</u>	<u>C</u>	<u>D</u>	<u>E</u>	<u>F</u>	<u>G</u>	<u>H</u>
3	<u>A</u>	<u>B</u>	<u>C</u>	<u>D</u>	<u>E</u>	<u>F</u>	<u>G</u>	<u>H</u>
4	<u>A</u>	<u>B</u>	<u>C</u>	<u>D</u>	<u>E</u>	<u>F</u>	<u>G</u>	<u>H</u>
5	<u>A</u>	<u>B</u>	<u>C</u>	<u>D</u>	<u>E</u>	<u>F</u>	<u>G</u>	<u>H</u>
6	<u>A</u>	<u>B</u>	<u>C</u>	<u>D</u>	<u>E</u>	<u>F</u>	<u>G</u>	<u>H</u>
7	<u>A</u>	<u>B</u>	<u>C</u>	<u>D</u>	<u>E</u>	<u>F</u>	<u>G</u>	<u>H</u>
8	<u>A</u>	<u>B</u>	<u>C</u>	<u>D</u>	<u>E</u>	<u>F</u>	<u>G</u>	<u>H</u>
9	<u>A</u>	<u>B</u>	<u>C</u>	<u>D</u>	<u>E</u>	<u>F</u>	<u>G</u>	<u>H</u>
10	<u>A</u>	<u>B</u>	<u>C</u>	<u>D</u>	<u>E</u>	<u>F</u>	<u>G</u>	<u>H</u>
11	<u>A</u>	<u>B</u>	<u>C</u>	<u>D</u>	<u>E</u>	<u>F</u>	<u>G</u>	<u>H</u>
12	<u>A</u>	<u>B</u>	<u>C</u>	<u>D</u>	<u>E</u>	<u>F</u>	<u>G</u>	<u>H</u>
13	<u>A</u>	<u>B</u>	<u>C</u>	<u>D</u>	<u>E</u>	<u>F</u>	<u>G</u>	<u>H</u>
14	<u>A</u>	<u>B</u>	<u>C</u>	<u>D</u>	<u>E</u>	<u>F</u>	<u>G</u>	<u>H</u>
15	<u>A</u>	<u>B</u>	<u>C</u>	<u>D</u>	<u>E</u>	<u>F</u>	<u>G</u>	<u>H</u>
16	<u>A</u>	<u>B</u>	<u>C</u>	<u>D</u>	<u>E</u>	<u>F</u>	<u>G</u>	<u>H</u>
17	<u>A</u>	<u>B</u>	<u>C</u>	<u>D</u>	<u>E</u>	<u>F</u>	<u>G</u>	<u>H</u>
18	<u>A</u>	<u>B</u>	<u>C</u>	<u>D</u>	<u>E</u>	<u>F</u>	<u>G</u>	<u>H</u>
19	<u>A</u>	<u>B</u>	<u>C</u>	<u>D</u>	<u>E</u>	<u>F</u>	<u>G</u>	<u>H</u>
20	<u>A</u>	<u>B</u>	<u>C</u>	<u>D</u>	<u>E</u>	<u>F</u>	<u>G</u>	<u>H</u>

21	<u>A</u>	<u>B</u>	<u>C</u>	<u>D</u>	<u>E</u>	<u>F</u>	<u>G</u>	<u>H</u>
22	<u>A</u>	<u>B</u>	<u>C</u>	<u>D</u>	<u>E</u>	<u>F</u>	<u>G</u>	<u>H</u>
23	<u>A</u>	<u>B</u>	<u>C</u>	<u>D</u>	<u>E</u>	<u>F</u>	<u>G</u>	<u>H</u>
24	<u>A</u>	<u>B</u>	<u>C</u>	<u>D</u>	<u>E</u>	<u>F</u>	<u>G</u>	<u>H</u>
25	<u>A</u>	<u>B</u>	<u>C</u>	<u>D</u>	<u>E</u>	<u>F</u>	<u>G</u>	<u>H</u>
26	<u>A</u>	<u>B</u>	<u>C</u>	<u>D</u>	<u>E</u>	<u>F</u>	<u>G</u>	<u>H</u>
27	<u>A</u>	<u>B</u>	<u>C</u>	<u>D</u>	<u>E</u>	<u>F</u>	<u>G</u>	<u>H</u>
28	<u>A</u>	<u>B</u>	<u>C</u>	<u>D</u>	<u>E</u>	<u>F</u>	<u>G</u>	<u>H</u>
29	<u>A</u>	<u>B</u>	<u>C</u>	<u>D</u>	<u>E</u>	<u>F</u>	<u>G</u>	<u>H</u>
30	<u>A</u>	<u>B</u>	<u>C</u>	<u>D</u>	<u>E</u>	<u>F</u>	<u>G</u>	<u>H</u>



FCE Paper 2: Writing

Candidate Name _____

Candidate Answer Sheet

Part 1

.....

.....

.....

.....

.....

.....

.....

.....

.....

.....

.....

.....

.....

.....

.....

.....

.....

.....

.....

.....

.....

.....



FCE Paper 3: Use of English

Candidate Name

If not already printed, write name in CAPITALS and complete the Candidate No. grid (in pencil)

Centre No.

Candidate Signature

Candidate No.

Examination Title

**Examination
Details**

Centre

Supervisor:

If the candidate is **ABSENT** or has **WITHDRAWN** shade here

<u>0</u>	<u>0</u>	<u>0</u>	<u>0</u>
<u>1</u>	<u>1</u>	<u>1</u>	<u>1</u>
<u>2</u>	<u>2</u>	<u>2</u>	<u>2</u>
<u>3</u>	<u>3</u>	<u>3</u>	<u>3</u>
<u>4</u>	<u>4</u>	<u>4</u>	<u>4</u>
<u>5</u>	<u>5</u>	<u>5</u>	<u>5</u>
<u>6</u>	<u>6</u>	<u>6</u>	<u>6</u>
<u>7</u>	<u>7</u>	<u>7</u>	<u>7</u>
<u>8</u>	<u>8</u>	<u>8</u>	<u>8</u>
<u>9</u>	<u>9</u>	<u>9</u>	<u>9</u>

Candidate Answer Sheet

Instructions

Use a PENCIL (B or HB). Rub out any answer you wish to change using an eraser.

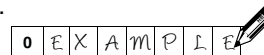
Part 1: Mark ONE letter for each question.

Part 2, 3 and 4: Write your answer clearly in CAPITAL LETTERS.

For example, if you think B is the right answer to the question, mark your answer sheet like this:



For parts 2 and 3 write one letter in each box. For example:



Part 1

Part 2

Do not write below here

1	<u>A</u>	<u>B</u>	<u>C</u>	<u>D</u>
2	<u>A</u>	<u>B</u>	<u>C</u>	<u>D</u>
3	<u>A</u>	<u>B</u>	<u>C</u>	<u>D</u>
4	<u>A</u>	<u>B</u>	<u>C</u>	<u>D</u>
5	<u>A</u>	<u>B</u>	<u>C</u>	<u>D</u>
6	<u>A</u>	<u>B</u>	<u>C</u>	<u>D</u>
7	<u>A</u>	<u>B</u>	<u>C</u>	<u>D</u>
8	<u>A</u>	<u>B</u>	<u>C</u>	<u>D</u>
9	<u>A</u>	<u>B</u>	<u>C</u>	<u>D</u>
10	<u>A</u>	<u>B</u>	<u>C</u>	<u>D</u>
11	<u>A</u>	<u>B</u>	<u>C</u>	<u>D</u>
12	<u>A</u>	<u>B</u>	<u>C</u>	<u>D</u>

13																					13	<u>1</u>	<u>0</u>	<u>u</u>	
14																						14	<u>1</u>	<u>0</u>	<u>u</u>
15																						15	<u>1</u>	<u>0</u>	<u>u</u>
16																						16	<u>1</u>	<u>0</u>	<u>u</u>
17																						17	<u>1</u>	<u>0</u>	<u>u</u>
18																						18	<u>1</u>	<u>0</u>	<u>u</u>
19																						19	<u>1</u>	<u>0</u>	<u>u</u>
20																						20	<u>1</u>	<u>0</u>	<u>u</u>
21																						21	<u>1</u>	<u>0</u>	<u>u</u>
22																						22	<u>1</u>	<u>0</u>	<u>u</u>
23																						23	<u>1</u>	<u>0</u>	<u>u</u>
24																						24	<u>1</u>	<u>0</u>	<u>u</u>

Continues over →

Mark: /

Part 3

Do not write below here

25																															25	1	0	u	
26																																26	1	0	u
27																																27	1	0	u
28																																28	1	0	u
29																																29	1	0	u
30																																30	1	0	u
31																																31	1	0	u
32																																32	1	0	u
33																																33	1	0	u
34																																34	1	0	u

Part 4

Do not write below here

35																																35	2	1	0	u	
36																																	36	2	1	0	u
37																																	37	2	1	0	u
38																																	38	2	1	0	u
39																																	39	2	1	0	u
40																																	40	2	1	0	u
41																																	41	2	1	0	u
42																																	42	2	1	0	u



FCE Paper 4: Listening

Candidate Name _____

If not already printed, write name in CAPITALS and complete the Candidate No. grid (in pencil)

Centre No. _____

Candidate Signature _____

Candidate No.

Examination Title

Examination Details

Centre

Supervisor: _____

If the candidate is **ABSENT** or has **WITHDRAWN** shade here

<u>0</u>	<u>0</u>	<u>0</u>	<u>0</u>
<u>1</u>	<u>1</u>	<u>1</u>	<u>1</u>
<u>2</u>	<u>2</u>	<u>2</u>	<u>2</u>
<u>3</u>	<u>3</u>	<u>3</u>	<u>3</u>
<u>4</u>	<u>4</u>	<u>4</u>	<u>4</u>
<u>5</u>	<u>5</u>	<u>5</u>	<u>5</u>
<u>6</u>	<u>6</u>	<u>6</u>	<u>6</u>
<u>7</u>	<u>7</u>	<u>7</u>	<u>7</u>
<u>8</u>	<u>8</u>	<u>8</u>	<u>8</u>
<u>9</u>	<u>9</u>	<u>9</u>	<u>9</u>

Test version: A B C D E F J K L M N **Special arrangements:** S H

Candidate Answer Sheet


Instructions

Use a PENCIL (B or HB). Rub out any answer you wish to change using an eraser.

Parts 1, 3 and 4:

Mark ONE letter for each question.

For example, if you think B is the right answer to the question, mark your answer sheet like this:

0	<u>A</u>	<u>B</u> 	<u>C</u>
---	----------	--	----------

Part 2:

Write your answer clearly in CAPITAL LETTERS.

Write one letter or number in each box.
If the answer has more than one word, leave one box empty between words.

For example:

0	n	u	m	B	E	R		1	2
---	---	---	---	---	---	---	--	---	---

Turn this sheet over to start.

Mark: /



FCE Paper 5: Speaking

Candidate Name _____

Candidate Answer Sheet

Comments:

.....

.....

.....

.....

.....

.....

.....

.....

.....

.....

.....

.....

.....

.....

.....

.....

.....

.....

.....

.....

.....

.....

.....

.....

.....

Mark: /